

Sew This & that

MACHINES FABRIC PATCHWORK





class list

JANUARY – APRIL 2011








Shop 9 Morayfield Village 177 Morayfield Road Morayfield Qld 4506 T 07 5495 5381 F 07 5495 7300







E info@sewthinandthat.com.au W www.sewthinandthat.com.au








Bookings are essential for ALL Classes and Events (excludes CLUB Demonstrations ONLY)









Class	Details	Cost	Dates
IMPORTANT EVENTS			
	<p>SNEAK PEEK (36) This is set for the 2nd Semester Class List, so come along and get the first look at the new classes.</p>	Free	<p>Saturday 26/3 (9.30am – 11.30am) <u>OR</u> (1pm – 3pm)</p>
	<p>BREAST CANCER SEWING DAY (61) Come along and do our bit for breast cancer by the annual sewing day for making bags and pillows.</p>	Your Time!	<p>Wednesday 2/2 (9.30am – 4.30pm)</p>
	<p>REGISTRATION & INFORMATION QUILT TRAIL (62) Not sure what the Quilt Trail is all about? Or just want to make sure you have all the information to get yourself ready for the bus trips... Come and find out everything you need to know for this year's BEACH Themed Trail.</p>	Free (Lite Supper)	<p>Thursday 24/3 (6pm – 7.30pm)</p>
	<p>QUILT TRAIL BUSES (62) On the Bus with Frank for Quilt Trail. <u>COAST</u> Bus visits <i>Cooroy Drapery, Patchwork Angel, Heavenly Patchwork & QuiltEssentials</i> <u>COUNTRY</u> Bus visits <i>Twilight Crafts, Sew Creative, Patches Indooroopilly & Patchwork Tree</i></p>	\$35 per Bus (Includes Lunch)	<p>Wednesday 6/4 Coast & 13/4 Country & Saturday 9/4 Coast & 30/4 Country</p>
	<p>PRODUCT DEMO (158) Applique Joanne will take you through a range of products AND TECHNIQUES to make your sewing more pleasurable and achieve a beautiful finish IN ALL YOUR APPLIQUE.</p>	Free	<p>Thursday 10/2 (6pm – 9pm)</p>
	<p>PRODUCT DEMO (158) Flower Stitch Foot Cheryl will show you this innovative foot. A great tool for any sewer – to decorate, embellish or create something unique.</p>	Free	<p>Tuesday 29/3 (9.30am – 11.30am)</p>
	<p>PRODUCT DEMO (158) SCRAPBOOK WITH YOUR EMBROIDERY MACHINE Cath's turn to show some great items to incorporate your embroidery machine with your paper crafts such as scrapbooking and card making.</p>	Free	<p>Tuesday 19/4 (1pm – 3pm)</p>

Patchwork & Quilting

	<p align="center">Beginners Patchwork (37)</p> <p>Jenny will help you through the beginning of Patchwork. Rotary cutting, accurate 1/4" seams, importance of fabric quality and grain. If you are new to patchwork this is for you. This will take you through to straight quilting and binding.</p>	<p align="center">\$80</p>	<p align="center">Friday 28/1 & 4/2 (9.30am – 3.30pm)</p>
	<p align="center">Free Motion Workshop (40)</p> <p>Jenny will take you through all the fundamentals of free motion quilting. Learn different techniques to free motion quilting and have a play with the gadgets that make the job easier.</p>	<p align="center">\$35 (Kit provided)</p>	<p align="center">Friday 18/2 (9.30am – 12.30pm) OR Friday 18/2 (1:30pm-4:30pm)</p>
	<p align="center">Serenity Placemats (159)</p> <p>Jenny is taking it one step up from beginner's patchwork and teaching how to intertwine two colours for a lattice effect. A neat little trick with movement and you can choose one of 4 different finishes.</p>	<p align="center">\$50 (Includes Pattern)</p>	<p align="center">Class 1 - Friday 11/2 (9.30am – 3.30pm) OR Class 2 - Saturday 16/4 (9.30am – 3.30pm)</p>
	<p align="center">Twister Table Runner (163)</p> <p>A new technique with Jenny doing partial seams for another step after beginners and those wanting to further their technique base. Learn also about the difference between shade and value with colour while working with unusual shapes and cuts.</p>	<p align="center">\$50 (Includes Pattern)</p>	<p align="center">Class 1 - Friday 11/3 OR Class 2 - Saturday 30/4 (9.30am – 3.30pm)</p>
	<p align="center">FUN WITH PRE-CUTS (160)</p> <p>Come and learn with Joanne some great ways to have fun with Jelly Rolls, Layer Cakes and Charm Packs. Take the guess out of picking colours; the whole range is in the packs. You will get help in designing your own individual quilt using your chosen pre-cut packs. Come and get creative.</p>	<p align="center">\$55 (20% off your Pre-Cut packs when purchasing for this class*)</p>	<p align="center">Thursday 24/2 & 10/3 (6pm – 9pm)</p>
	<p align="center">Pattern Place Wallhanging (162)</p> <p>Cheryl has done the Zebra but you can choose any of the patterns in this range to do in class. Combine Applique & Free Motion sewing framed with a Pieced Border.</p>	<p align="center">\$90 (Includes Pattern)</p>	<p align="center">Wednesday 9/3 & 30/3 (9.30am – 3.30pm) OR Monday 4/4 & 18/4 (9.30am – 3.30pm)</p>
	<p align="center">A Tale of Flowers (161)</p> <p>A new quilt pretty in pink, soft and flowery. Learn how to make pieced centres and borders. Also learn how to use border prints effectively in your quilts to add further dimension and interest. Joanne will also cover your basic patchwork and piecing techniques.</p>	<p align="center">\$120</p>	<p align="center">Friday 18/3, 25/3 & 1/4 (9.30am – 3.30pm)</p>

	<p align="center">Flowers in Motion Quilt (135)</p> <p>Ladies you have learned the basics of free motion with Jenny now is the opportunity to put it all into practice and hone those skills. Also quilt as you go techniques.</p>	<p align="center">\$120 (Includes Pattern)</p>	<p align="center">Friday 8/4, 15/4 & 29/4 (9.30am – 3.30pm)</p>
	<p align="center">Marti Michell BOM (48)</p> <p>Joanne is bringing us the New BOM by Marti Michell. This class uses Set A, Set C & Log Cabin Ruler ¾". A great way to improve your piecing techniques and learn the art of a WOW quilt.</p> <p align="center">NOTE THE DAYS OF CLASS NOT ALWAYS 3RD MONDAY Note 11/4</p>	<p align="center">\$25 Per month</p> <p align="center">(Does not include rulers)</p>	<p align="center">3rd Monday 21/2, 21/3 & 11/4 (9.30am – 3.30pm)</p>
Computer Classes			
	<p align="center">5D EMBROIDERY EXTRA (49)</p> <p>Cath is going to put you through your paces this year with 5D. So 4D ladies do not sweat you can also come along and learn.</p>	<p align="center">\$35 Per class</p>	<p align="center">Wednesday 16/2, 16/3 & 20/4 (9.30am – 12.30pm) Saturday 26/2, 19/3 (1.00pm – 4.00pm) NO CLASS APRIL EASTER</p>
	<p align="center">5D PROFESSIONAL (164)</p> <p>For all those ladies with Professional come and learn all the new and exciting things that you can do. This one is for only ladies who have the complete package or if you are interested in purchasing this package a great way to come and have a look at all the benefits.</p>	<p align="center">\$35 Per class (If attending both 5D classes in one day, your FULL DAY Reduced Cost is \$60)</p>	<p align="center">Wednesday 16/2, 16/3 & 20/4 (1pm – 4pm)</p>
	<p align="center">EQ7 Workshop (50)</p> <p>EQ7 is continuing this year with Danielle every 2nd month so come and improve your skills. Join in any time so if you are new to the programme it's not too late.</p>	<p align="center">\$35 Per class</p>	<p align="center">Wednesday 23/2 & 27/4 (9.30am – 12.30pm)</p>
Sewing Classes			
	<p align="center">Pants Workshop (165)</p> <p>Joanne & Cheryl will continue on this year with our perfect fit classes. Make the pants that fit - NO MORE TOO LONG OR SHORT. Take away a perfect fitted pattern to use again and again.</p>	<p align="center">\$250 (Includes Pattern)</p>	<p align="center">Monday 24/1, 31/1, 7/2 & 14/2 (9.30am – 3.30pm) OR Tuesday 25/1, 1/2, 8/2, 22/2, 1/3, 8/3 & 22/3 (6pm – 9pm)</p>
	<p align="center">Jacket Workshop (166)</p> <p>Joanne & Cheryl we have the perfect Fitting Jackets for winter. Learn how to bond properly and get a comfortable fit in your casual and tailored jackets. Lots of sewing tips and techniques to get that professional finish.</p>	<p align="center">\$250 (Includes Pattern)</p>	<p align="center">Monday 28/2, 7/3, 14/3 & 28/3 (9.30am – 3.30pm) OR Tuesday 29/3, 5/4, 12/4, 3/5, 10/5, 24/5, 31/5 & 7/6 (6pm – 9pm)</p>

	<p align="center">Beginners Sewing (16)</p> <p>Learn how to read a pattern, cut it out, and then enjoy the fun in making it up. Cheryl will teach you basic sewing techniques including, collars, facings, hems, buttons and if required even a zip. Enough to let you go further by yourself.</p>	<p align="center">\$100 (Includes Pattern)</p>	<p align="center">Tuesday 22/2 & 1/3 (9.30am – 3.30pm)</p>
	<p align="center">Wrap Skirt (108)</p> <p>Cheryl's ever popular wrap skirt for the beginner sewer make for yourself or for a granddaughter</p>	<p align="center">\$50 (Includes Pattern)</p>	<p align="center">Tuesday 5/4 (9.30am – 3.30pm)</p>
Overlocker Classes			
	<p align="center">Basic Overlocker Class (14)</p> <p align="center">Conquer your overlocker fears!</p> <p>Learn to understand and get the most out of your overlocker in this simple class with Cheryl. Learn about tensions, differential feed, threading, rolled hem and flat locking.</p>	<p align="center">\$65 (inc Kit)</p>	<p align="center">Tuesday 1/2 (9.30am – 3.30pm)</p>
	<p align="center">Intermediate Overlocker (15)</p> <p>Cheryl has made this fun & fancy scatter cushion again using the features of the overlocker. Featuring a Ruffled finished with a rolled hem and gathered on the overlocker. (On certain machines Zipper can be inserted with the overlocker as well). Another great project to help you conquer your overlocker!</p>	<p align="center">\$40</p>	<p align="center">Tuesday 22/3 (9.30am – 3.30pm)</p>
	<p align="center">Overlocker - Quilt (167)</p> <p>Cheryl has made this quick & easy quilt top made entirely on the overlocker. Firstly decorate the fabric with coverstitch or rolled hem. Using a stack'n'slash design, piece together using a flatlock stitch. Any overlocker welcome. (Sample contains extra work from coverstitch machine).</p>	<p align="center">\$85</p>	<p align="center">Wednesday 6/4 & 13/4 (9.30am – 3.30pm)</p>
Embroidery Classes			
	<p align="center">Embroidery Mania (168)</p> <p>Cath will help with any of your embroidered quilts Latte, Swirling Roses, Elizabethan Splendour or any other you have or need help with. Come along and learn all the techniques you need. Make sure you let us know what you'll be working on! 2 Days every month, come to as many as you like.</p>	<p align="center">\$30</p>	<p align="center">Tuesday 8/2, 8/3 & 12/4</p> <p align="center">OR</p> <p align="center">Thursday 27/1, 24/2, 24/3 & 28/4 (9.30am – 2.30pm)</p>
	<p align="center">Free Standing Lace Doily (169)</p> <p>Make this stunning Free Standing Lace Doily in class with Cath. In this 2 half day class you will learn the best way to embroider free standing lace, then learn how to set it into your fabric.</p>	<p align="center">\$45</p>	<p align="center">Wednesday 9/2 (9.30am – 12.30pm) 23/2 (12.30 – 3.30pm)</p> <p align="center">OR</p> <p align="center">Thursday 31/3 & 14/4 (6pm – 9pm)</p>

	<p>Embroidered – Geisha Garden Tote Bag (170)</p> <p>Cath brings you this great in-the-hoop project. Using your embroidery machine to make each panel you will then learn how to best construct and then line your tote.</p>	<p>\$80</p>	<p>Wednesday 2/3 & 23/3 (9.30am – 3.30pm)</p>
	<p>Embroidery Workshop (171)</p> <p>A new class for new Embroiderers with Cath - come and learn all you need to know about embroidering on T-Shirts & Towels. Dispel the myths and bad habits!</p>	<p>\$40</p>	<p>Thursday 31/3 (9.30am – 3.30pm)</p>
	<p>Hoop Sisters NEW Block of Month (87)</p>  <p>Launch and information session for the new Hoop Sisters Design. Find out how we're running HoopSisters new Block of the Month.</p>	<p>Free</p>	<p>Saturday 19/3 (9:30am – 11am)</p>
Hand Embroidery Classes			
<p>Candlewicking Class (53)</p>	<p>This is a fun stitch night and can include any form of hand sewing.</p>	<p>\$10</p>	<p>Thursday 6/1, 3/2, 3/3 & 7/4 (6pm – 9pm)</p>
Bags and More Bags			
	<p>Bohemian Bag (115)</p> <p>An extension to your free motion techniques this great bag with Jenny is great for the avid shopper with lots of room for goodies or a great size for your ruler and mat to bring to class. A great use for Jelly Rolls.</p>	<p>\$75</p>	<p>Friday 25/2 & 4/3 (9.30am – 3.30pm)</p>
	<p>Embroidered – Geisha Garden Tote Bag (170)</p> <p>Cath brings you this great in-the-hoop project. Using your embroidery machine to make each panel you will then learn how to best construct and then line your tote.</p>	<p>\$80</p>	<p>Wednesday 2/3 & 23/3 (9.30am – 3.30pm)</p>
Hands On Workshops			
	<p>Ruler Club (Feathered Star) (57)</p> <p>Used in conjunction with 2 1/2" Strips but can also be used with other sets. So even if you have the set come along for a reduced price.</p>	<p>\$50 (Includes Ruler) + \$10</p>	<p>Saturday 8/1 (9.30am – 12md) Saturday 22/1 (9.30am – 12md)</p>
	<p>Ruler Club (Set G Hexagons) (57)</p> <p>Cut hexagons in 6 sizes! Cut 2" to 4 1/2" hexagons from strips, or fussy cut the largest size. (Remember, we measure hexagons by the length of the finished side. This new tool is perfect for displaying large prints, machine embroidery, and quilting.</p>	<p>\$50 (Includes Ruler)</p>	<p>Saturday 26/2 (9.30am – 12md)</p>

Club Dates

	<p align="center"><u>SEWING CLUB</u> for all financial members FREE (non members \$15.00) (119)</p> <p><u>Demo 1st Thursday</u> 3/2, 3/3 & 7/4 (9.30am – 11.30am) <u>Hands On 1st Thursday</u> 3/2, 3/3 & 7/4 (12:30pm-3:00pm) <u>Demo 1st Saturday</u> 5/2, 5/3 & 2/4 (9.30am – 11.30am) <u>Hands on 1st Saturday</u> 5/2, 5/3 & 2/4 (12.30pm – 3.00pm) <u>Hands on 3rd Tuesday</u> 15/2, 15/3 & 19/4 (6.00pm-8.30pm)</p>
	<p align="center"><u>EMBROIDERY CLUB</u> For all financial members FREE (Non members \$15) (58)</p> <p><u>Demo 2nd Thursday</u> 10/2, 10/3 & 14/4 (9.30 – 11.30am) <u>Hands On Classes</u> Saturday am 12/2, 12/3 & 9/4 (9.30am – 12.30pm) Tuesday am 15/2, 15/3 & 19/4 (9.30am – 12.30pm) Thursday pm 10/2, 10/3 & 14/4 (12.30pm – 3.30pm)</p> <p align="center">PLEASE NOTE ALL TIMES FOR EMB CLUB</p>
	<p align="center"><u>DIAMOND CLUB</u> \$25 (117)</p> <p>Saturday 12/2, 12/3 & 9/4 (1pm – 4pm) Thursday 17/2, 17/3 & 21/4 (6pm – 9pm)</p>
	<p align="center"><u>QUATTRO CLUB</u> \$25 (143)</p> <p>Thursday 17/2, 17/3 & 21/4 (12.30pm – 3.30pm)</p>

- Please book for ALL classes as numbers are limited and quote number under class name when booking.
- \$10 Deposit is required upon booking to ensure you gain a confirmed spot.
- **Bookings with no deposit will remain on the waiting list until deposit is confirmed.**
- Payment is required 7 days prior to class commencement and requirements must be ready prior to the day of class.
- Please arrive 10mins before the start of class so you can set up and class starts on time.
- We reserve the right to cancel a class due to lack of numbers, a full refund will be provided in these circumstances if the class has been paid for in advance.
- **Your \$10 deposit is forfeited if you do not provide a minimum of 48hours cancellation notice.**