

Sew This & that

MACHINES FABRIC PATCHWORK

class list

JANUARY - APRIL 2012

Shop 9 Morayfield Village 177 Morayfield Road Morayfield Qld 4506 T 07 5495 5381 F 07 5495 7300







E info@sewthisandthat.com.au W www.sewthisandthat.com.au







Bookings are essential for ALL Classes and Events (excludes CLUB Demonstrations ONLY)

Class	Details	Cost	Dates
IMPORTANT EVENTS & DEMONSTRATIONS			
	<p>SNEAK PEEK SEMESTER (2) 2012 (36)</p> <p>This is set for the 2nd Semester Class List for 2012, so come along and get the first look at the new classes. Make time for yourself to sew in the new year!!</p>	FREE	<p>Thursday 29/3 (6:30pm – 8:30pm) OR Friday 30/3 (9:30am – 11:30am)</p>
	<p>QUILT TRAIL (62) REGISTRATION & INFORMATION</p> <p>Not sure what the Quilt Trail is all about? Or just want to make sure you have all the information to get yourself ready for the bus trips... Come and find out everything you need to know for this year's AROUND THE WORLD IN THIRTY DAYS Themed Trail.</p>	Free (Morning Tea)	Friday 23/3 (9:30am – 11:00am)
	<p>QUILT TRAIL BUSES (62)</p> <p>On the Bus with Frank for Quilt Trail. COAST Bus visits <i>Cooroy Drapery, Patchwork Angel, Heavenly Patchwork & QuiltEssentials</i> COUNTRY Bus visits <i>Twilight Crafts, Sew Creative, Patches Indooroopilly & Country Quilt Co</i></p>	\$TBA per Bus (Includes Lunch)	Friday 20/4 Coast & 27/4 Country & Saturday 21/4 Country & 28/4 Coast
	<p>KNOW YOUR BROTHER WORKSHOP (186)</p> <p>For anybody who owns (or even looking to own) an NV1500D, NV4000/D, NV6000D or NV6700D. Come and spend the morning with Jennene from Brother finding out about the great features your machine has to offer. Gain confidence in navigating your machine like a pro!</p>	\$15	Tuesday 7/2 (9:30am – 12:30pm)
	<p>AVANTE SWEET 16 (SIT DOWN FRAME) & HUSQVARNA FOOT DAY (209)</p> <p>Come and see the Avante Sweet Sixteen in action with Christine from Husqvarna. See some of the great new feet that have come out recently and some of our favourites. A great day for any new, existing or potential Husqvarna owner.</p>	FREE	Wednesday 29/2 (10:00am – 2:30pm)
	<p>CLUB UFO DAYS (194)</p> <p>This is the perfect opportunity for you to get some of those CLUB projects completed that you didn't get finished in class with Cheryl.</p>	FREE	Tuesday 13/3 (6:00pm – 9:00pm)

GUEST TUTORS

	<p align="center">DEBORAH LOUIE (183)</p> <p>We are privileged to be able to host Deborah as the first of our special guest tutors in 2012.</p> <p>Deborah is an extremely talented expert domestic machine quilting tutor who has won many awards for her amazing work. She travels extensively and has a vast teaching experience.</p>	<p align="center">TBA</p> <p align="center">Register your interest</p>	<p align="center">Thursday 8/3</p> <p align="center">Friday 9/3</p> <p align="center">Saturday 10/3</p>
	<p align="center">COLOUR WORKSHOP (211)</p> <p>With the release of her new Zundt Embroidery Designs Tracey Sims realized that the correct use of colour is as important in embroidery as it is in the art world. Tracey has created a presentation aimed at teaching home embroiderers how to choose the right thread and fabric colours for the project at hand, without relying on someone else's colour preferences.</p>	<p align="center">\$25</p>	<p align="center">Tuesday 6/3</p> <p align="center">9:30am-3:30pm</p>
Patchwork & Quilting			
	<p align="center">BEGINNERS PATCHWORK (37)</p> <p>Cheryl will help you through the beginning of Patchwork. Rotary cutting, accurate 1/4" seams, importance of fabric quality and grain. If you are new to patchwork this is for you. This will take you through to straight quilting and binding.</p>	<p align="center">\$80 <i>Includes Pattern</i></p>	<p align="center">Tuesday 17/1, 24/1 & 31/1</p> <p align="center">(6:00pm – 9:00pm)</p> <p align="center">OR</p> <p align="center">Monday 26/3 & 2/4</p> <p align="center">(9:30am – 2:30pm)</p>
	<p align="center">FREE MOTION WORKSHOP (40)</p> <p>Cath will take you through all the fundamentals of free motion quilting. Learn different techniques to free motion quilting and have a play with the gadgets that make the job easier.</p>	<p align="center">\$35</p> <p align="center"><i>(Kit provided)</i></p>	<p align="center">Thursday 16/2</p> <p align="center">(9.30am – 12.30pm)</p> <p align="center">OR</p> <p align="center">Saturday 24/3</p> <p align="center">(9.30am – 12.30pm)</p>
	<p align="center">JUDY NIEMEYER'S – AMAZON STAR (212)</p> <p>Joanne will introduce you to the amazing world of Judy Niemeyer's patchworking techniques with 'Amazon Star'.</p> <p>Advanced paper piecing, set-in 'Y' seams, curved paper piecing.</p> <p>Also you'll learn how to organise your work so it progresses quickly and most importantly accurately.</p> <p>You will finish with a completed quilt top.</p>	<p align="center">\$275</p> <p align="center">PATTERN INCLUDED</p>	<p align="center">Friday 3/2, 17/2, 24/2, 16/3, 20/4 & 4/5</p> <p align="center">(9:30am – 2:30pm)</p> <p align="center">OR</p> <p align="center">Sunday 12/2, 26/2, 11/3, 25/3, 22/4 & 6/5</p> <p align="center">(10.00am – 3:00pm)</p>

	<p>MARTI MICHELL BOM AMERICAN BEAUTY (48)</p> <p>Joanne is bringing us the New BOM by Marti Michell. This is all about learning precise piecing techniques, star sashings and quilt finishing.</p> <p>This year Marti's quilt uses the Set 'L' and Sashing Stars Tool Set.</p>	<p>\$25 Per month which covers 2 Sets of Block Notes per class</p> <p>(Does not include rulers)</p>	<p>3rd Monday 16/1, 20/2, 19/3, 16/4 (9.30am – 3.30pm)</p> <p>OR</p> <p>3rd Thursday 19/1, 16/2, 15/3, 19/4 (6:00pm – 9:00pm)</p>
	<p>AROUND THE WORLD (213)</p> <p>Great for beginners and beginner applique with Joanne. Learn how to piece a simple quilt with great effect with use of colour.</p> <p>Learn some useful basic applique techniques to create a great border.</p>	<p>\$120</p> <p><i>Includes Pattern</i></p>	<p>Monday 27/2, 5/3, 12/3 (9.30am – 3.00pm)</p>
	<p>SPRINGTIME BEDRUNNER (214)</p> <p>"Put a little Springtime into the bedroom" with Cheryl. Simply combine Applique with Decorative stitches & Freemotion techniques to create this fresh looking Bedrunner. You can add matching cushions & a table runner to brighten up the room!</p>	<p>\$80</p> <p><i>Includes Pattern</i></p>	<p>Tuesday 27/3, 3/4 & 10/4 (6:00pm – 9:00pm)</p>
	<p>SPICY SPIRAL TABLE RUNNER (215)</p> <p>Quick & easy, this great project with Cath will 'spice' up and room! Using just 8 Fat Quarters and a special wedge ruler, this is a fantastic way to play with colour ranges & values to create a stunning effect.</p>	<p>\$65</p> <p><i>Includes Pattern & Ruler</i></p>	<p>Tuesday 31/1 & 14/2 (9:30am – 12:30pm)</p>
	<p>VICTORIAN TABLE RUNNER (216)</p> <p>The Victorian Table Runner becomes the whole focus of any table setting with it's unique shape and intriguing curves. Joanne will take you through this 'peeled' technique, great if you love curves but hate sewing them!</p>	<p>\$85</p> <p><i>Includes Pattern</i></p>	<p>Wednesday 18/1 & 25/1 (9:30am – 3:00pm)</p>
Computer Classes			
	<p>5D EMBROIDERY EXTRA (49)</p> <p>Cath is going to put you through your paces with 5D. These dates are specifically for those ladies who own 5D Embroidery or 5D Embroidery Extra.</p>	<p>\$35 Per class</p>	<p>Wednesday 15/2, 21/3, 18/4 (9:30 – 12:30pm)</p> <p>OR</p> <p>Saturday 25/2, 24/3, 28/4 (1:00pm – 4:00pm)</p>

	<p align="center">5D PROFESSIONAL (164)</p> <p>For all those ladies with 5D Professional, this is the day for you. We will cover the same workshop as the 5D Extra class (above) in the morning. Then the PM will be focused on a module that makes up the Professional software suite.</p>	<p align="center">\$60</p> <p>(5D Pro ladies will need to book into the #49 class, but only pay the full day rate)</p>	<p align="center">Wednesday 15/2, 21/3, 18/4</p> <p align="center">(1:00pm – 3:30pm)</p>
	<p align="center">EQ7 WORKSHOP (50)</p> <p>EQ is the best-selling Quilt Design Software in the world. EQ7 helps develop your creativity. Combine blocks, borders and virtual fabrics, turning your computer screen into a design wall. Danielle will take you through a project/technique each Semester.</p>	<p align="center">\$35</p>	<p align="center">Friday 10/2</p> <p align="center">(9.30am – 12.30pm)</p>
Sewing Classes			
	<p align="center">BEGINNERS SEWING (16)</p> <p>Learn how to read a pattern, cut it out, and then enjoy the fun in making it up. Cheryl will teach you basic sewing techniques including, collars, facings, hems, buttons and if required even a zip. Enough to let you go further by yourself.</p>	<p align="center">\$100 <i>Includes Pattern</i></p>	<p align="center">Wednesday 28/3, 4/4 & 11/4</p> <p align="center">(9:30am – 2:30pm)</p>
Overlocker Classes			
	<p align="center">BASIC OVERLOCKER CLASS (14)</p> <p>Conquer your overlocker fears! Learn to understand and get the most out of your overlocker in this simple class with Cheryl. Learn about tensions, differential feed, threading, rolled hem and flat locking.</p>	<p align="center">\$65 <i>Includes Kit</i></p>	<p align="center">Tuesday 28/2 & 6/3</p> <p align="center">(6pm – 9pm)</p>
	<p align="center">OVERLOCKED RUCHED FLOWER QUILT (217)</p> <p>Take the hard work out of patchwork! Create this quilt on the overlocker the quick & easy way. Use the overlocker to add a little pizzazz. Learn to Gather, Rolled Hem and piece all on your overlocker – any overlocker with a rolled hem welcome.</p>	<p align="center">\$80</p>	<p align="center">Monday 6/2 & 13/2</p> <p align="center">(9:30am – 3:30pm)</p>
	<p align="center">LETS GET LEAFY OVERLOCKED WALLHANGING (218)</p> <p>You can achieve a fabulous Wall-hanging by using some of the creative Flat Lock stitches on your overlocker. It is quick & easy but looks really Fancy.</p>	<p align="center">\$80</p>	<p align="center">Monday 23/1 & 30/1</p> <p align="center">(9.30am – 3.30pm)</p>

Embroidery Classes

EMBROIDERMANIA (168)



Cath will help with any of your embroidered quilts Daylily Dreaming, Latte, Swirling Roses, Elizabethan Splendour or any other you have or need help with. Come along and learn all the techniques you need. Make sure you let us know what you'll be working on!

Come to as many or as few as you need!

\$30

Per session

**Thursday
23/2, 22/3, 26/4
(9.30am – 2.30pm)**

DAYLILY DREAMING WALL ART (219)



Join **Cath** as she guides you through a little quilting, painting and machine embroidery to create a special piece of art work for your home. This project is for anyone. No experience necessary.

\$50

Includes paint

*Does not include
Designs*

**Wednesday
8/2
(9:30am – 3:30pm)**

HOOPSISTERS – EARTH TO QUILTERS WINDMILL HIPSTER BAG (87)



Danielle is bringing back Hoopsisters with their new 2012 Block of the Month 'Earth To Quilter's' and this year Hoopsisters has also bought out some fantastic small projects to complete with their great designs.

The Block of the Month program will go over 6 months and cost \$25 per month **(ONLY \$20 if you supply your own USB/CD)** and will be ready to collect every embroidery club demonstration day.

Each month you will receive 6 blocks for the 'Whole Earth Quilt', and as a bonus, on the 1st, 3rd & 5th Months there is an extra block that you can use for a whole block quilt or make the small project.

\$40

*Includes
Designs for
Windmill
Hipster Bag*

**This is the cost
if you only
wish to
complete the
small project.**

**Block of the
Month
members can
attend any of
the assigned
sewing dates
as part of their
BOM
membership at
no extra cost.**

**Thursday
9/2 & 23/2
(6:00pm – 9:00pm)

Keep an eye out for
extra sit'n'sew days
for BOM members**



CUTWORK DOILY (131)



Cath is bringing back her beautiful tablecloth using embroidery Blanks available in store. This one is learning all about cutwork and how to achieve beautiful results.

\$35

Plus Designs

**Wednesday
7/3
(9.30am – 2.30pm)**


Embroidery Workshop (171)











DELICATES & DANGEROUS
Come and learn all you need to know from **Cath** about embroidering on anything from Chiffon through to Balsawood!

\$40

**Thursday
19/4
(9.30am-3.30pm)**

	<p align="center">Embroidery Workshop (171)</p> <p align="center">T-SHIRTS & TOWELS</p> <p align="center">Come and learn all you need to know with Cath about embroidering on T-Shirts & Towels.</p>	<p align="center">\$40</p>	<p align="center">Wednesday 1/2</p> <p align="center">OR</p> <p align="center">Tuesday 24/4</p> <p align="center">(9.30am-3.30pm)</p>
Hand Embroidery Classes			
<p align="center">Hand Work Class (53)</p>	<p align="center">This is a fun stitch night and can include any form of hand sewing.</p>	<p align="center">\$10</p>	<p align="center">Thursday 2/2, 1/3, 5/4</p> <p align="center">(6:00pm – 9:00pm)</p>
Bags and Small Projects			
	<p align="center">BELLANCO BAG (220)</p> <p>Cheryl will help you combine four co-ordinating fabrics to make this gorgeous everyday bag that looks good enough to carry anywhere you go!! Some great finishing techniques with the outer pockets and metal grommets.</p>	<p align="center">\$50 <i>Pattern included</i></p>	<p align="center">Tuesday 17/1 & 24/1</p> <p align="center">(9:30am – 12:30pm)</p> <p align="center">OR</p> <p align="center">Tuesday 7/2 & 14/2</p> <p align="center">(6:00pm – 9:00pm)</p>
	<p align="center">JOY PATCH – PACK UP YOUR TROUBLES BAG (172)</p> <p>Joy's "Pack up your Troubles" is 18" x 12 1/2" x 7" with a zippered top opening and the handles go all the way around the bottom of the bag so it's even good to take heavier items. Pockets on the front and back and also zippered pockets on both sides of the bag make this a fantastic bag for any occasion.</p>	<p align="center">\$60 <i>Pattern included</i></p>	<p align="center">Tuesday 10/4</p> <p align="center">(9:30am – 4:00pm)</p>
	<p align="center">JOY PATCH – BUCKET OF BUCKETS (172)</p> <p>Joy is sharing her secrets once again to help you create this ever popular innovative 'bag'. With the easy to do zipper and a selection of words that can be traced for the labels. Great for sewing room, kids' toys, hair or make up items - dozens of uses!!</p>	<p align="center">\$60 <i>Pattern included</i></p>	<p align="center">Tuesday 28/2</p> <p align="center">(9.30am – 3.30pm)</p>
	<p align="center">HOOP & RULER BAG (221)</p> <p>Keep your hoops organised and your rulers protected in this custom fit bag by Cath. A perfect partner to the Thread Stacker Box.</p>	<p align="center">\$50</p> <p align="center"><i>Includes Timber</i></p> 	<p align="center">Wednesday 22/2</p> <p align="center">(9:30am – 4:00pm)</p> <p align="center">OR</p> <p align="center">Tuesday 27/3</p> <p align="center">(9:30am – 4:00pm)</p>

	<p align="center">THREAD STACKER BOX (195)</p> <p>Make this great case to carry and store your Thread Boxes with Cath. You have the choice of embroidering the bag or just quilting it.</p> <p>With zippers, Velcro and belt webbing you'll be able to port 3 thread boxes with ease.</p>	<p align="center">\$40</p> <p align="center"><i>Plus Designs</i></p> 	<p align="center">Tuesday 13/3 & 20/3</p> <p align="center">(1:00pm – 4:00pm)</p>
	<p align="center">CARRY-ALL TOTE (222)</p> <p>Make this great bag with Tanya (our new lady on the block!)</p> <p>A super tote to bring class or anywhere you need to haul a lot of stuff!</p>	<p align="center">\$60</p> <p align="center"><i>Includes Pattern</i></p>	<p align="center">Friday 20/1 & 27/1</p> <p align="center">(9:30am-2:30pm)</p>
	<p align="center">BLOCK ROLL (223)</p> <p>Tanya will help you make this quick & easy Block Roll in no time at all. Use this roll to keep your current UFO safely stored.</p>	<p align="center">\$30</p> <p align="center"><i>Includes Pattern</i></p>	<p align="center">Friday 13/4</p> <p align="center">(9:15am – 12:15pm)</p>
	<p align="center">BIN TIDY BAG (224)</p> <p>Another great quick project from Tanya. This 'Tidy Trim Bag' will keep you tidy as you sew as a handy extension to your sewing area.</p>	<p align="center">\$30</p> <p align="center"><i>Includes Pattern</i></p>	<p align="center">Friday 23/3</p> <p align="center">(12:00pm – 4:00pm)</p>
Hands On Workshops			
	<p align="center">Ruler Workshop – Set 'H' (57)</p> <p>Star blocks with NO set in seams. You will make up a Seven Sisters block in class.</p> <p>Class will also include a Free pattern to take home.</p>	<p align="center">\$60</p> <p>Includes Ruler</p> <p>(Own the Ruler already? Cost \$15)</p>	<p align="center">Saturday 28/1</p> <p align="center">(9:30am – 12:00pm)</p>
	<p align="center">Ruler Workshop – Apple Core (57)</p> <p>Set contains 2 pieces. Finished sizes are 2 1/2in and 6in.</p> <p>Class will also include a Free pattern to take home.</p>	<p align="center">\$35</p> <p>Includes Ruler</p> <p>(Own the Ruler already? Cost \$15)</p>	<p align="center">Saturday 25/2</p> <p align="center">(9:30am – 12:00pm)</p>
	<p align="center">Ruler Workshop – Dunkards Path (57)</p> <p>Set contains 2 pieces. Create a 6in, 6 1/2in or 7in size. This instruction set includes 6 variations and two quilt patterns.</p> <p>Class will also include a Free pattern to take home.</p>	<p align="center">\$40</p> <p>Includes Ruler</p> <p>(Own the Ruler already? Cost \$15)</p>	<p align="center">Saturday 28/4</p> <p align="center">(9:30am – 12:00pm)</p>

Club Dates

	<p style="text-align: center;"><u>SEWING CLUB</u></p> <p style="text-align: center;">For all financial members FREE (Non members \$15.00)</p> <p style="text-align: center;">(119)</p> <p>Demo 1st Thursday 2/2, 1/3, 5/4 (9.30am – 11.30am)</p> <p>Hands On 1st Thursday 2/2, 1/3, 5/4 (12:30pm-3:00pm)</p> <p>Demo 1st Saturday 4/2, 3/3, 31/3 (9.30am – 11.30am)</p> <p>Hands on 1st Saturday 4/2, 3/3, 31/3 (11.30pm – 2.00pm)</p> <p>Hands on 3rd Tuesday 21/2, 20/3, 17/4 (6.00pm-8.30pm)</p> <p style="color: red;">NB: CHANGE IN SATURDAY DEMO DAY IN APRIL DUE TO EASTER</p>
	<p style="text-align: center;"><u>EMBROIDERY CLUB</u></p> <p style="text-align: center;">For all financial members FREE (Non members \$15)</p> <p style="text-align: center;">(58)</p> <p>Demo 2nd Thursday 9/2, 15/3, 12/4 (9.30 – 11.30am)</p> <p>Hands On Classes</p> <p>Thursday pm 9/2, 15/3, 12/4 (12.30pm – 3.30pm)</p> <p>Saturday am 11/2, 17/3, 14/4 (9.30am – 12.30pm)</p> <p>Tuesday am 21/2, 20/3, 17/4 (9.30am – 12.30pm)</p> <p style="color: red;">NB: CHANGE IN MARCH DEMO/HANDS ON DAY DUE TO GUEST TUTOR</p>
	<p style="text-align: center;"><u>DIAMOND CLUB</u></p> <p style="text-align: center;">\$25</p> <p style="text-align: center;">(117)</p> <p>Saturday 11/2, 14/4 (1pm – 4pm)</p>
	<p style="text-align: center;"><u>CREATIVE VISION CLUB</u></p> <p style="text-align: center;">\$25</p> <p style="text-align: center;">(225)</p> <p>Saturday 17/3 (1pm – 4pm)</p>
	<p style="text-align: center;"><u>QUATTRO WORKSHOP</u></p> <p style="text-align: center;">\$25</p> <p style="text-align: center;">(143)</p> <p>Tuesday 3/4 (9:30am – 1:00pm)</p>

- Please book for ALL classes as numbers are limited and quote number under class name when booking.
- \$10 Deposit is required upon booking to ensure you gain a confirmed spot.
- **Bookings with no deposit will remain on the waiting list until deposit is confirmed.**
- Payment is required 7 days prior to class commencement and requirements must be ready prior to the day of class.
- Please arrive 10mins before the start of class so you can set up and class starts on time.
- We reserve the right to cancel a class due to lack of numbers, a full refund will be provided in these circumstances if the class has been paid for in advance.
- **Your \$10 deposit is forfeited if you do not provide a minimum of 48hours cancellation notice.**